



# The Basic Rules of Netiquette

---


Source: "Netiquette" by Verginia Shea

Prepared by: Mina Ivanova

# 1. What does the term Netiquette mean?

---

- Internet + etiquette
- code of good behavior on the Internet
- email, social media, online chat, web forums, multiplayer gaming etc.



# Rule 1: Remember the human

---

- Would you say it to the person's face?
- Think about the other person's feelings!
- Everything you type could be used against you.



## Rule 2: Adhere to the same standards of behavior online that you follow in real life

---

- Be ethical!
- Breaking the law is bad Netiquette.



# Rule 3: Know where you are in cyberspace

---

- Netiquette varies from domain to domain.
- Lurk before you leap!



# Rule 4: Respect other people's time and bandwidth

---

- You are not the center of cyberspace.
- Rules for discussion groups
- To whom should messages be directed?



# Rule 5: Make yourself look good online

---

- Take advantage of your anonymity!
- Know what you're talking about and make sense!
- Don't post flame-bait!
- Is swearing acceptable on the net?



# Rule 6: Share expert knowledge

---

- At the end you do have something to offer.
- Don't be afraid to share what you know.
- Just write it up and post it!





# Rule 7: Help keep flame wars under control

---

- What does “flaming” actually mean?
- Does Netiquette forbid flaming?
- Flame wars



# Rule 8: Respect other people's privacy

---

- The case of the snoop foreign correspondent



# Rule 9: Don't abuse your power

---

- You don't have the right to take advantage of someone's personal information.





# Rule 10: Be forgiving of other people's mistakes

---

- Give people the benefit of the doubt!
- Remember that everyone was a network newbie a some point!

**MISTAKE**

It's time for a...

---


**POP QUIZ!**



# 1. What is Netiquette?

---


- A. The proper use of manners and etiquette on the Internet.
- B. Using a net to catch fish.
- C. Being mean to other people on Facebook.
- D. Using proper manners at the dinner table.

A vertical column of decorative leaf icons on the left side of the slide, with one leaf icon positioned to the left of the main title.

## 2. What is considered shouting over the Internet?

---

- A. Screaming at your computer.
- B. Writing in all CAPS.
- C. Putting a lot of exclamation marks at the end of a sentence.
- D. Not answering a friend request on Facebook.




### 3. Who can see the information you type in a chat room?

---

- A. Only the person to whom you are chatting.
- B. Anyone on the web at anytime.
- C. Only the person with you at the computer.
- D. Anyone in the chat room at the time.



The page features a vertical column of decorative leaf icons on the left side, consisting of two parallel rows of stylized leaves. The main text is positioned to the right of these icons.

4. If you receive a text or email from someone you don't know, what should you do?

---

A. Open it immediately and reply.

B. Call the police.

C. Delete it without opening it.

D. Leave it in your inbox until you figure out who it is.



5. You should never give out which of the following on the Internet?

---


- A. Your name.
- B. Your age.
- C. Your address.
- D. All of the above.



## 6. To avoid being cyber-bullied you should always...

---


- A. Give out personal information to anyone who asks.
- B. Strike first - post mean things about other people on your Wall on Facebook
- C. Observe proper netiquette rules.
- D. Ignore any requests from people to be your friend online.

The page features a decorative border on the left side consisting of a vertical column of stylized leaf icons. Each icon is a light gray silhouette of a leafy branch, pointing downwards. There are ten such icons in total, arranged in a regular vertical pattern.

## 7. What do you do if you feel you are being cyber-bullied?

---

- A. Tell a trusted adult like a parent or teacher.
- B. Tell no one, it's embarrassing.
- C. Just delete anything referring to you on the internet.
- D. Call the police.

A vertical column of decorative leaf icons on the left side of the page, with two icons positioned to the left of the main text.

8. If you get an embarrassing picture from someone you know you should **NEVER**...

---

- A. Tell your parents or a teacher.
- B. Talk to the person again.
- C. Discourage the person from sending pictures like that.
- D. Send it on to other friends.

Thank  
you

FOR YOUR  
ATTENTION